

Rev. 00

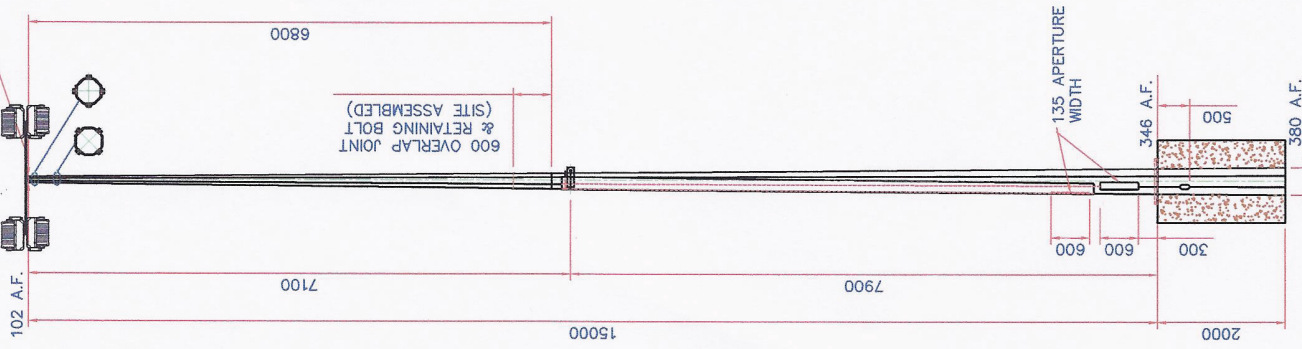
DRG. No. CC4348

2 ROWS OF 4 No. M12 NUTS WITH LOCK WASHERS TO BE RE-DRILLED AFTER GALV.

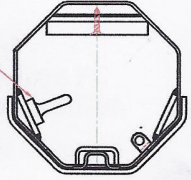

Ø168.3 IS REQUIRED FOR DROP OVER STYLE BRACKET

DO NOT SCALE

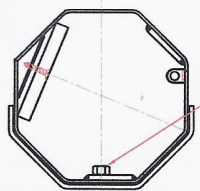
ALL DIMENSIONS IN MILLIMETRES UNLESS STATED OTHERWISE IF IN DOUBT ASK



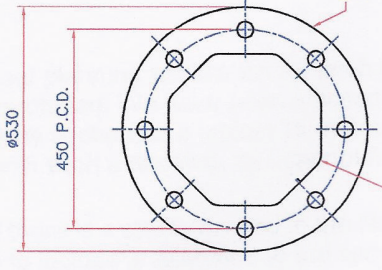
INTERNAL M10 EYE WITH CHAIN FITTED. CHAIN MUST BE RE-ATTACHED AT THE END OF THE RAISING/LOWERING PROCEDURE.



UPPER DOOR APERTURE CROSS-SECTION DETAIL

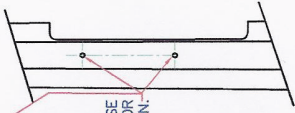


LOWER DOOR APERTURE CROSS-SECTION DETAIL



DOOR APERTURE

FLANGE PLATE DETAIL IF REQUIRED.



WINCH ATTACHING POINT PLEASE CONSULT WRITTEN PROCEDURE FOR MORE INFORMATION.

FLANGE PLATE OPTION IF REQ'D: SEE FLANGE PLATE DETAIL.

- NOTES: -
1. RAISING & LOWERING OPERATION MUST NOT BE PERFORMED WITHOUT READING THE RAISING & LOWERING PROCEDURE.
  2. COUNTER BALANCE SECTION "SKIRT" IS ATTACHED TO THE INSIDE OF THE UPPER BASE COMPARTMENT VIA A CHAIN. THE CHAIN MUST BE RE-ATTACHED AT THE END OF THE RAISING OPERATION - SEE RAISING & LOWERING PROCEDURE FOR DETAILS.
  3. WHITE LINE REQUIRED TO INDICATE GROUND LEVEL.
  4. FINISH: GALV TO BS EN 1461 + ADDITIONAL FINISH TO ORDER.

PART CODE: 111502SMHH1000

00	ISSUED FOR INFORMATION/APPROVAL	HM	---	22/2/06
REV.	DESCRIPTION	BY	CHK	DATE
MATERIAL: S355/275JR		FINISH: AS ABOVE		
TITLE: 15M M/HT OCT MID-HINGED UK MADE COLUMN HEAVY DUTY FULL HEIGHT COLUMN		WEIGHT: 590 Kg.		
DRAWN: BS308. TOL: BS5649		NAME	DATE	SCALE: NTS
CHK'D/APP'D		HM	22/2/06	Sht. 1 of 1
DRG. No. CC4348		TS17 9LT		
		TEL No.: 01642 766242		
		FAX No.: 01642 765509		
		Rev. 00		